



J&D
Manufacturing

Recirculation Fan

PM PANEL FAN

NO BELTS | NO PULLEYS | NO TENSIONERS

How can *you* benefit from the **PM Panel Fans?**



BEST FREIGHT EFFICIENCY

- Get up to 99 fans on each truck
- Ships fully assembled and ready to install



HIGHEST PERFORMANCE

- *40,300 thrust CFM*
- Perfect fan for minimum winter and maximum summer ventilation
- 61.4 thrust CFM/Watt @ 50% speed



MAINTENANCE FREE

- No belts, pulleys tensioners, bearings, or gears
- Rugged, corrosion-resistant housing
- Durable, rust-free hardware



BEST ENERGY EFFICIENCY

- Variable speed
- Precise and uniform speed control
- Decrease power usage by slowing fan down to increase thrust CFM/Watt

Shipping & Mounting

Shipping

The PM Panel Fan is shipped fully assembled and they're arranged in such a way to reduce shipping costs.

Full Trucks

50" = 99 Fans per Truck

55" = 50 Fans per Truck



60" = 45 Fans per Truck



Up to
99 Fans
per Truck!

Multiple Mounting Options & Additional Accessories

J&D's PM Panel Fans can be mounted to posts, round columns, square columns, or be suspended by chains from the ceiling. Order the mounting bracket or chain kits that will best fit your needs.



*Increase cooling capabilities with
a 12-Nozzle, stainless-steel
High Pressure Fog Ring kit!*

SS3012



PM Panel Fan

Available in 50", 55", and 60"

JD-Drive Motor


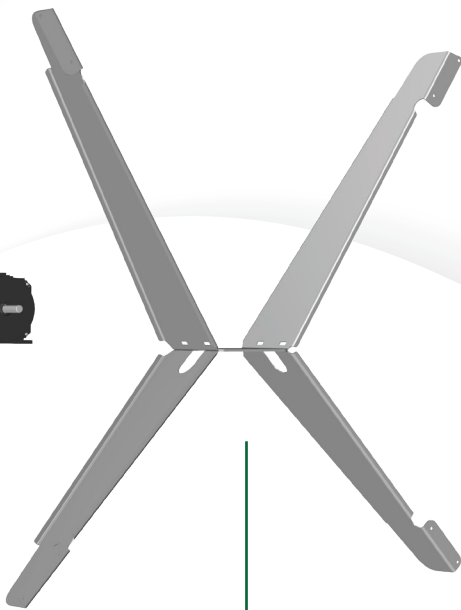
- PM Direct Drive, efficient 2.2kW motor
- Internal Motor Drive
 - Soft Start
 - Variable speed
 - Precise and uniform speed control
- Surge Protected



- IP65-Rated
- Industrial extruded aluminum housing
- Will not interfere with RFID
- Pre-wired with 8' line power cord and 8' signal cord

Prop

- 3 Glass-filled poly composite blades for durability
- Die-cast aluminum hub
- Airfoil profile
- Optimally pitched for increased performance



Motor Frame

- Motor-centric with minimal air impedance
- Superior strength and rigidity to minimize vibration

Housing

- Precisely spun for uniformity
- 10-Gauge, G90 Galvanized Steel

What is the JD-Drive?



JD-Drive Motor

- It is a permanent magnet, direct drive, electronically commutated motor with **INTERNAL ONBOARD DRIVER**.
- The internal onboard driver allows the motor to **SOFT START**, so it does not get a huge surge of power when it is turned on. This will increase motor longevity and reduce wear and tear.
- The JD-Drive converts AC (alternating current) power to DC (direct current) power. This means you can run the motor at a slower speed and it will not heat up. It also will provide very **HIGH TORQUE**.
- A software-driven, intelligent, **VARIABLE SPEED** motor.
No VFD Needed!


How is the JD-Drive different?

	*SIM	JD Drive Motor
Efficiency – Across speed range	●	● ● ● ● ● ●
Power Density	● ● ●	● ● ● ● ● ●
Reliability	● ● ●	● ● ● ● ●
Operating Capability	●	● ● ● ● ● ●

*SIM = Standard Induction Motor

Advantages of the JD-Drive

- IP65-Rated
- Motor made in the U.S.A. with **NO RARE EARTH MATERIALS**
- Surge protected
- Will not interfere with RFID
- Works like cruise control - it adjusts to static pressures to stay at set speeds



No VFD Needed!

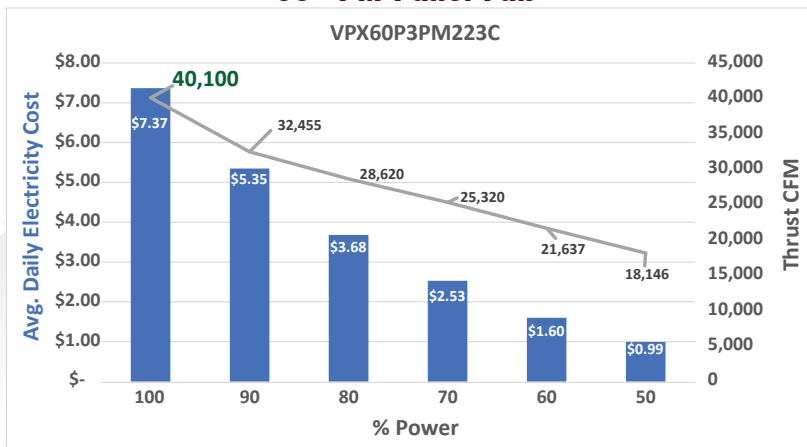
Proven Performance Data



The PM Panel Fans feature the JD-Drive; a motor with internal driver, and **NO VFD NEEDED!** When pairing these fans with a smart control, such as the Pulse, the energy savings potential should not be overlooked.

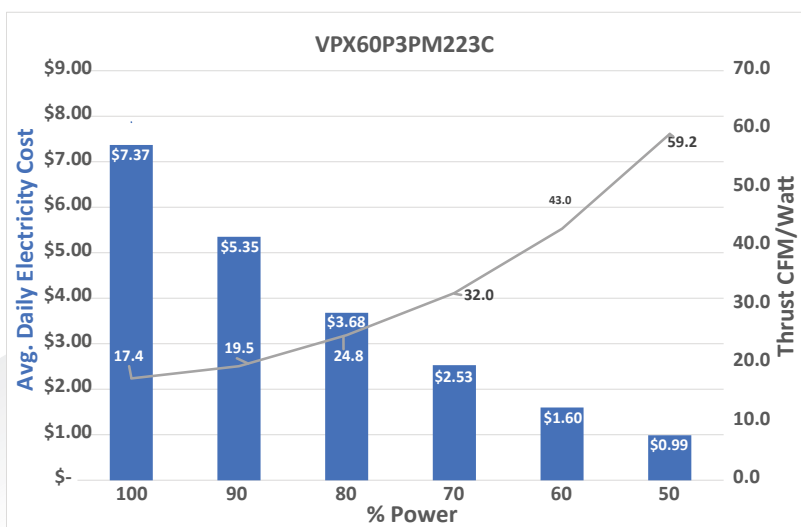
At 100% speed, the average daily electricity cost in 24 hours is \$7.37. Your thrust cubic foot per minute (CFM) will be 40,100 CFM. When you slow the fan down to 60% speed and run it for 24 hours, it will only cost \$1.60. You'll still be getting an airflow of 21,637 CFM.

60" PM Panel Fan



If you install two 60" PM Panel Fans where originally only one was needed, you could run them both at 60%, spend \$3.20 in a 24-hour period for both fans' electricity, and get an airflow of 43,274 CFM. The average annual electricity savings when installing two fans is \$1520.30!

With the PM Panel Fan, **ADJUST FOR THE AIR SPEED YOU NEED!** This fan is perfect for minimum winter ventilation. This is where you're going to save **BIG** money. During the hottest days of summer, let your smart control automatically ramp up the speed of both fans to 80%. Spend \$7.36 on the electricity to run both fans for 24 hours, and get an airflow of 57,240 CFM!



Part#	Size	Ph	Spd	Thrust CFM	Thrust CFM/Watt	Drive	Prop
Single Phase							
VPX50P3PM221A	50"	1	1/Var^	100%	28,055	12.7	PM-D 3-Ply
				90%	25,142	15.6	
				80%	22,569	19.4	
				70%	19,759	25.0	
				60%	17,033	34.0	
				50%	14,172	46.9	
VPX55P3PM221A	55"	1	1/Var^	100%	33,127	13.8	PM-D 3-Ply
				90%	29,475	17.5	
				80%	26,269	22.2	
				70%	23,483	28.3	
				60%	19,932	38.4	
				50%	16,814	52.9	
VPX60P3PM221A	60"	1	1/Var^	100%	36,235	16.0	PM-D 3-Ply
				90%	32,327	20.0	
				80%	29,042	25.0	
				70%	25,310	33.0	
				60%	21,650	45.2	
				50%	17,886	61.4	
Three Phase							
VPX50P3PM223B	50"	3	1/Var^	100%	29,300	14.0	PM-D 3-Ply
				90%	24,831	15.2	
				80%	21,775	19.6	
				70%	19,229	26.0	
				60%	16,564	34.8	
				50%	13,929	48.5	
VPX50P3PM223C	50"	3	1/Var^	100%	29,600	14.3	PM-D 3-Ply
				90%	24,818	15.3	
				80%	22,101	19.4	
				70%	19,369	25.2	
				60%	16,573	33.5	
				50%	14,067	46.3	
VPX55P3PM223B	55"	3	1/Var^	100%	37,500	12.6	PM-D 3-Ply
				90%	29,391	17.3	
				80%	26,091	21.9	
				70%	23,047	28.6	
				60%	19,947	38.4	
				50%	16,570	53.2	
VPX55P3PM223C	55"	3	1/Var^	100%	36,800	13.3	PM-D 3-Ply
				90%	28,971	18.1	
				80%	25,806	22.9	
				70%	22,723	29.4	
				60%	19,628	39.9	
				50%	16,488	55.5	
VPX60P3PM223B	60"	3	1/Var^	100%	40,300	17.8	PM-D 3-Ply
				90%	32,667	19.9	
				80%	29,036	25.3	
				70%	25,532	32.9	
				60%	21,970	44.5	
				50%	18,725	63.2	
* VPX60P3PM223C	60"	3	1/Var^	100%	40,100	17.4	PM-D 3-Ply
				90%	32,455	19.5	
				80%	28,620	24.8	
				70%	25,320	32.0	
				60%	21,637	43.0	
				50%	18,146	59.2	

* Best sellers/recommended models

^ Variable speed fans require separate variable speed control to adjust fan speed

Bold red text is data based on testing performed by an accredited lab using ANSI/AMCA Standard 230-12
 OSHA requires these fans to be mounted a minimum of 7' above the floor



Waynesville, North Carolina



Bridgewater, Virginia



Fresno, California



Dublin, Texas



**Learn more about
the AirBlaster**

J&D
Manufacturing
www.jdmfg.com • 1-800-998-2398
Eau Claire • Wisconsin • U.S.A.

J&D
Manufacturing
www.jdmfg.com • 1-800-998-2398
Eau Claire • Wisconsin • U.S.A.



**YOUR
VENTILATION
EXPERTS**

J&D
Manufacturing

J&D
Manufacturing

6200 US-HWY 12, EAU CLAIRE, WISCONSIN 54701



Family Owned & Operated in Eau Claire, Wisconsin

1-800-998-2398 | www.jdmfg.com